

MultiStile™

Seamless Elegance perfect for Floor to Wall!



**WATER
PROOF**



**TERMITE
PROOF**



**FIRE
RESISTANT**



**AC 6
SCRATCH
RESISTANT**



**5 YEARS
WARRANTY***

*TBC apply



Welspun
FLOORING

www.welspunflooring.com



Welspun^WLIVING

Innovative Solutions for Every Home

Transforming homes with comfort, quality, and love, from every household to every heart. With a deep commitment to touching the lives of every individual, we aim to bring comfort, quality, and innovation to homes worldwide. From cozy bedding to luxurious bath linens to aesthetical designed and technical sound flooring solutions, our products offer a sense of well-being and happiness. With a strong emphasis on customer centricity, innovation, and technology, we strive to make every house a home, nurturing relationships and leaving a lasting impression on every individual we serve.

Welspun Flooring is a fully integrated division specialising in both soft and hard flooring solutions. Our comprehensive range of flooring products includes carpet tiles, rugs, and artificial turf. With our unwavering focus, we ensure the manufacturing of top-quality flooring options to meet diverse customer needs.

We take pride in being the sole company to produce both hard and soft flooring solutions in a single LEED-certified plant. Our product range offers hassle-free installation within a day. Located in Telangana, our fully integrated greenfield facility boasts an annual capacity of 27 million sq mt, serving the home, hospitality, and commercial sectors

PROMOTING SUSTAINABLE LIVING

At Welspun Flooring Limited, our vision is to harmoniously blend all elements of the biosphere and empower individuals to reimagine their lives through sustainable growth.

We strive to achieve this by seamlessly integrating sustainable practices into our operations, systems, and processes, ensuring that we stay in equilibrium with the triple bottom line.

Thought leader in Home,

30+

Patents highest in the industry

#1

Home Textiles supplier to the USA, by Home Textiles Today (HTT)

Wel-Trak™

Traceability

Solution with Blockchain: 1st in the industry

50+

Countries distribution and reach with global retailers and marquee customers

Weaving Sustainability revolution with

Zero fresh water

used for textile manufacturing

OUR FOCUS



Zero waste

- Embracing a regenerative economy and circularity as a cornerstone
- Adopted Zero waste to disposal
- SCS Global Services has awarded us certification under the Zero Waste Programme, demonstrating our dedication to waste reduction



Reduce, Reuse, Re-Produce, and Recycle (4R)

- We prioritise the 4Rs - Reduce, Reuse, Recycle, and Recover
- We have a closed-loop system that recycles and reuses all liquids, achieving zero liquid discharge



Zero non-renewable energy

- 30% share of renewable energy
- 100% renewable by 2030



Zero emissions

- Regular assessment of energy consumption and emissions levels to identify areas for improvement
- Our operations are powered by bio waste and other biogenic fuel sources
- Shared transportation for employee travel

MultiStile™

Introducing MultiStile, the ultimate game-changer in home décor aesthetics! Experience a complete and refreshing transformation for your living space. With its incredible features, including customizable laying patterns and versatile multi-surface application, MultiStile brings a whole new level of excitement to your home. But that's not all! With the one-day floor makeover, homeowners can now enjoy the flexibility to upgrade their home décor in a quick and easy way. Prepare to be amazed as this innovative product from Welspun Flooring showcases our unwavering commitment to customer satisfaction and our relentless pursuit of innovation.

Step Up your home décor with MultiStile!

APPLICATION FOCUS:



KITCHEN AREA



BEDROOM



LIVING ROOM



HOTEL ROOMS



MEETING ROOM



RECEPTION



LOBBY



CAFETERIAS



SHOPS



LIBRARY



CLINIC

WHY MultiStile™ PRODUCTS?

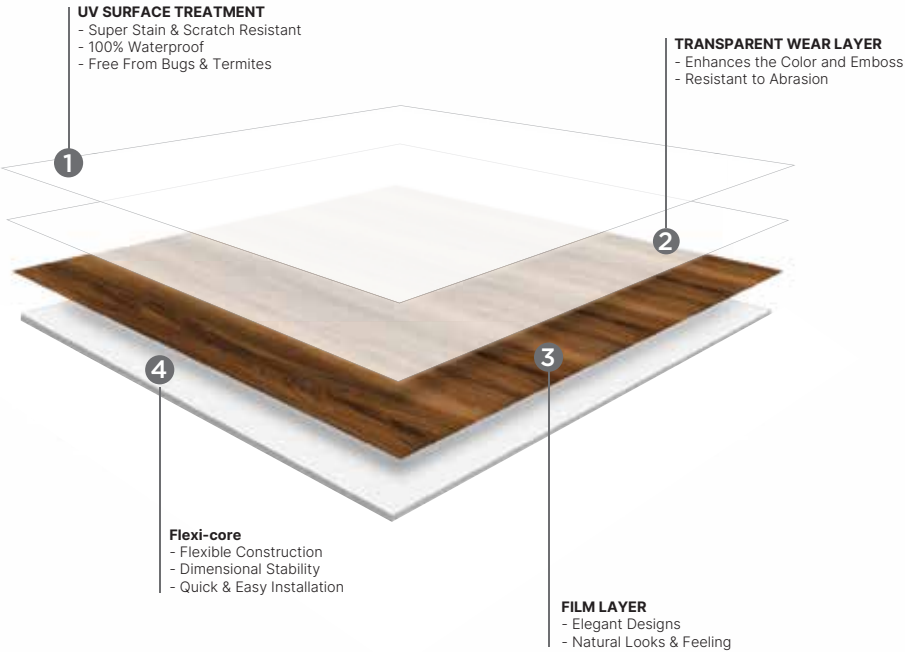
With MultiStile, elevate your home décor to a whole new aesthetic, allowing you to express your unique style in every space. Experience unparalleled versatility, enabling you to effortlessly upgrade your home with ease.

Parameters	MultiStile™	LVT	Wooden Flooring
Anti-Fade	✓	✗	✗
Higher Abrasion	✓	✗	✗
Ease of Multi-surface application	✓	✓	✗
Ease of Multi-Laying pattern	✓	✓	✗
No affect by changes in moisture & temperature	✓	✓	✗
Increased Stability & Durability	✓	✗	✗
Waterproof	✓	✓	✗

*T&C Apply

STRUCTURE

MultiStile is the perfect choice for those who crave long-lasting durability, waterproofness, and resistance against shattering, scratches, and stains. It seamlessly combines the strength of polymer and stone with a flexi core, giving you the best of both worlds. With its versatile multi-laying patterns and multi-surface applicability, you can effortlessly achieve the desired look whilerelishing in its timeless beauty for years to come.



FEATURES



Flexible



Scratch Resistant-AC 6



Fire Resistant



Stain Protect™



Five year warranty*



Multi-laying pattern



Multi-surface applicability



Laid over existing tiles without any breakage



Weather Proof



Green Product



Water Proof



Termite Proof



Anti Fade



Less than a day installation



Dust Free Installation



Anti Skid

INSTALLATION MATERIALS AND TOOLS NEEDED:

- | | | |
|--|-----------------------------|--------------------|
| ▪ MultiStile Planks | ▪ Measuring Tape | ▪ Roller |
| ▪ Notched Trowel | ▪ Straight Edge or T Square | ▪ Mop for Cleaning |
| ▪ Recommended Adhesive:-
SR 505 or SR 998 | ▪ Chalk Line | ▪ Utility Knife |

INSTALLATION INSTRUCTIONS

1. INTRODUCTION

Floor coverings designed and produced by Welspun flooring, as Multistile, is interior floor covering products for a glue down application.

2. PRIOR TO INSTALLATION

Storage

Multistile must be stored on a flat surface in a dry and ventilated area. Do not store floor covering (Multistile) in very cold (less than 0°C) or very warm (more than 40°C) or humid area.

Inspection:

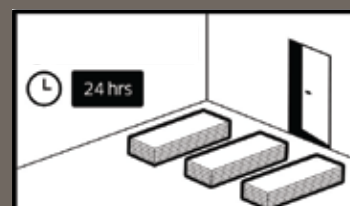
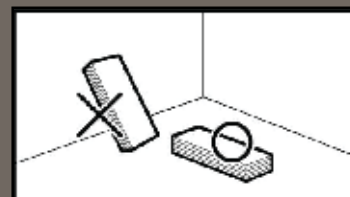

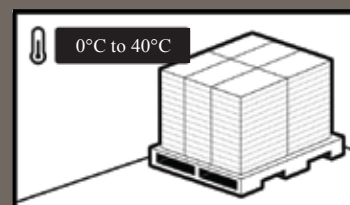
Despite the care and rigor during production, a visual inspection of the materials before installation is recommended such as, batch number, reference, colour, design, and for differences or defects, to prevent from installation of false materials.

In case any visual faults are detected on materials, do not install the faulty products and contact your local dealer, to obtain information about the way of proceeding.

In any case, store the boxes laying down flat and do not store standing up or leaning the boxes on the wall.

Acclimation:

Multistile requires a proper acclimation process. Welspun recommends leaving the materials at the installation site for at least one day at room temperature to ensure a perfect installation. The same temperature and time are also necessary for adhesives.



3. SUITABLE SUBFLOORS

- Assessment of the subfloor suitability is the prerogative of the installation agency.
- should Multistile be laid out on unsuitable subfloor, it could lead to quality issues beyond Welspun's control or liability

- Any floating floorcoverings previously installed must be removed completely.

- The floor must be cleaned by soft-bristle broom, a dry microfiber mop, vacuum cleaner or damp mop to remove dust, contamination, and/or foreign substances that might disturb proper installation.

- Floor undulation must be under 3 mm per 10 foot length.

- Humidity needs to be checked at five random spots in an area of 100 square ft., and the average value should be less than 2.5% CCM (and less than 75% RH).

4. ADHESIVES SELECTION

Welspun recommends usage of quality adhesives for health and safety rules for workers and which are eco-friendly. Welspun recommends usage of SR505 or SR998 for Multistile products. The adhesives are synthetic rubberized solvent-based adhesive which should be compatible with PVC based product.

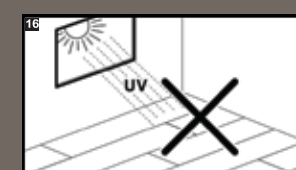
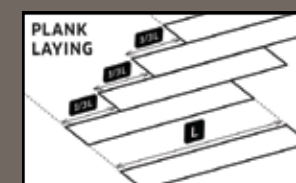
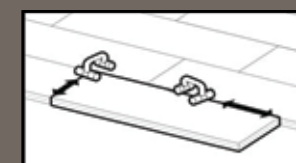
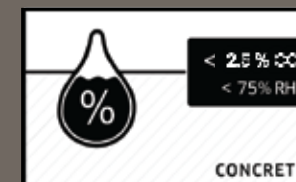
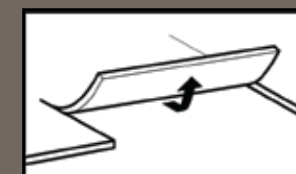
5. INSTALLATION

Multistile installation must adhere to standard requirements. Start installation from a corner (right-hand side recommended) and proceed towards the opposite wall.

- Common installation methods based on product dimensions include 1/3 or 1/2 step installation, and Herringbone for Multistile.

- Spread the correct amount of adhesive evenly over the subfloor and the backside of Multistile. Allow it to tack off (open time ranges from 5 to 20 minutes, depending on the environment and amount of glue) until it reaches its initial bonding strength.

- Always follow the adhesive manufacturer's instructions.



CARE AND MAINTENANCE FOR MULTISTILE FLOORING PRODUCT

Regular Cleaning: Use a soft-bristle broom, a dry microfiber mop, or a vacuum cleaner with a soft brush attachment to remove loose dirt, dust, and debris. Regular cleaning prevents abrasive particles from scratching the surface of the Multistile flooring.

Damp Mopping: When damp mopping, use a well-wrung mop and a pH-neutral vinyl floor cleaner. Avoid using ammonia-based or abrasive cleaners, as they can dull the finish or leave a residue.

Spill Cleanup: Promptly clean up spills using a soft cloth or sponge. Avoid using harsh chemicals or abrasive scrubbers, as they can damage the floor's surface.

Avoid Standing Water: While Multistile is water-resistant, exposure to standing water can damage the floor. Immediately wipe up any spills or standing water using a dry cloth or mop. Do not allow water to seep into the seams or edges of the flooring.

Furniture Protectors: Place felt pads or furniture glides under the legs of heavy furniture to prevent scratching and indentation marks on the Multistile surface. When moving furniture, lift it rather than dragging it across the floor.

Doormats and Rugs: Use doormats at entryways to trap dirt, grit, and moisture from shoes before they reach the Multistile flooring. In high-traffic areas or under furniture, consider using area rugs or mats for additional protection against wear and tear.

Avoid Sharp Objects: Avoid dropping or dragging sharp or heavy objects across the Multistile flooring, as they can cause scratches, gouges, or punctures. Use caution when moving items to prevent damage to the floor's surface.

Routine Maintenance: Regularly inspect the Multistile flooring for signs of wear, damage, or loose tiles. Replace any damaged or worn tiles promptly to maintain the appearance and integrity of the floor. Follow the manufacturer's guidelines for repairs and replacements.

Protect from Sunlight: Direct sunlight can cause fading or discoloration of Multistile flooring over time. Use window coverings such as blinds or curtains to minimize exposure to sunlight, especially in areas with large windows or glass doors.



DESIGN VERSATILITY

Utilize Multistile's well-balanced size options to make an immediate impact with simple, timeless patterns. Traditionally used for flooring, plank tiles can be arranged in various patterns to create a unique and personalized design. These versatile tiles are also perfect for wall applications, delivering a seamless and cohesive look across different surfaces.



Herringbone Layout



Staggered Layout



Framing Layout



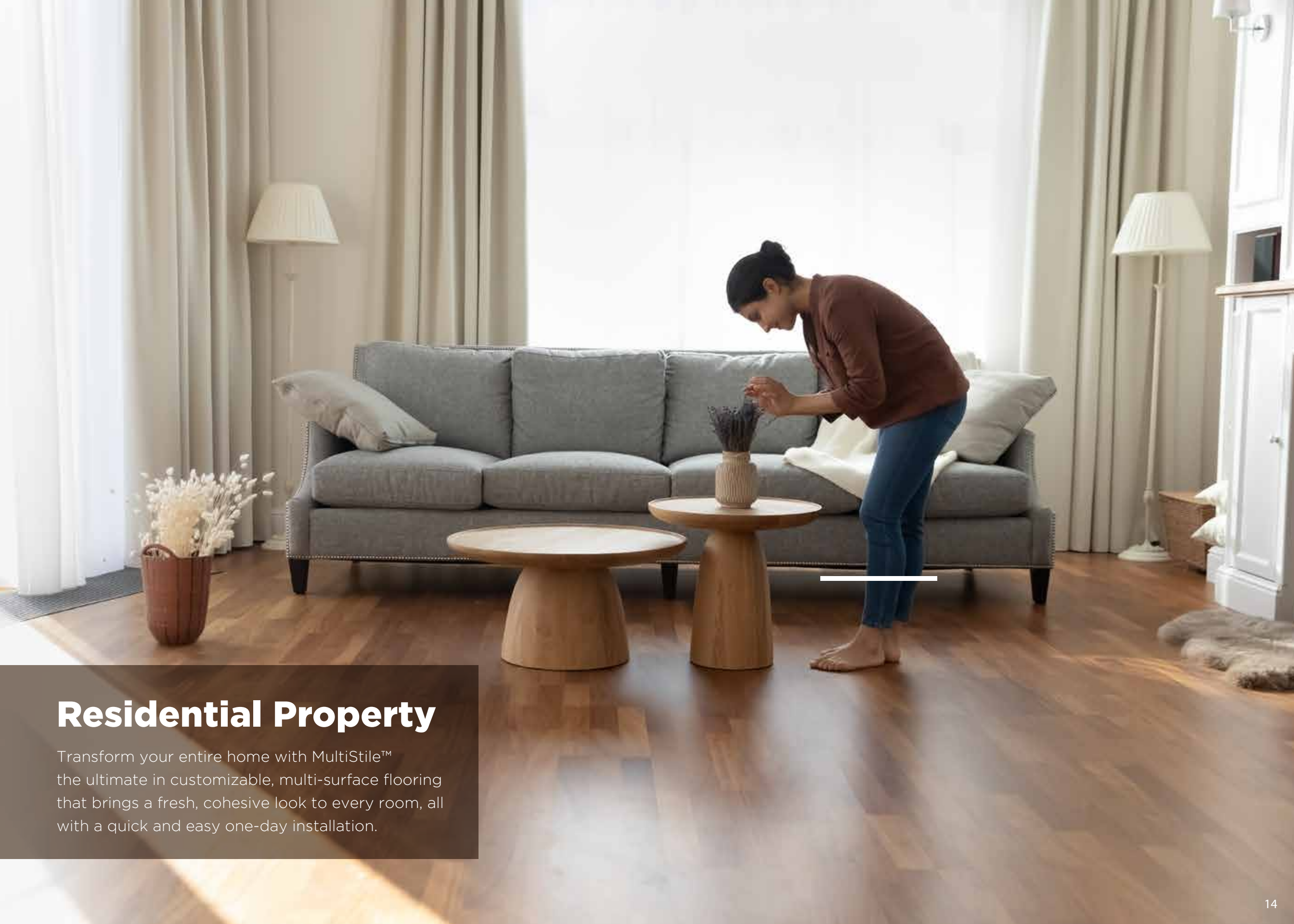
Parquet Layout



A

Allure

Discover the captivating Allure collection available under MultiStile™, featuring a robust Flexi-Core that enhances durability and stability. This makes it the perfect flooring option for homeowners seeking longevity without compromising on elegance.



Residential Property

Transform your entire home with MultiStile™ the ultimate in customizable, multi-surface flooring that brings a fresh, cohesive look to every room, all with a quick and easy one-day installation.



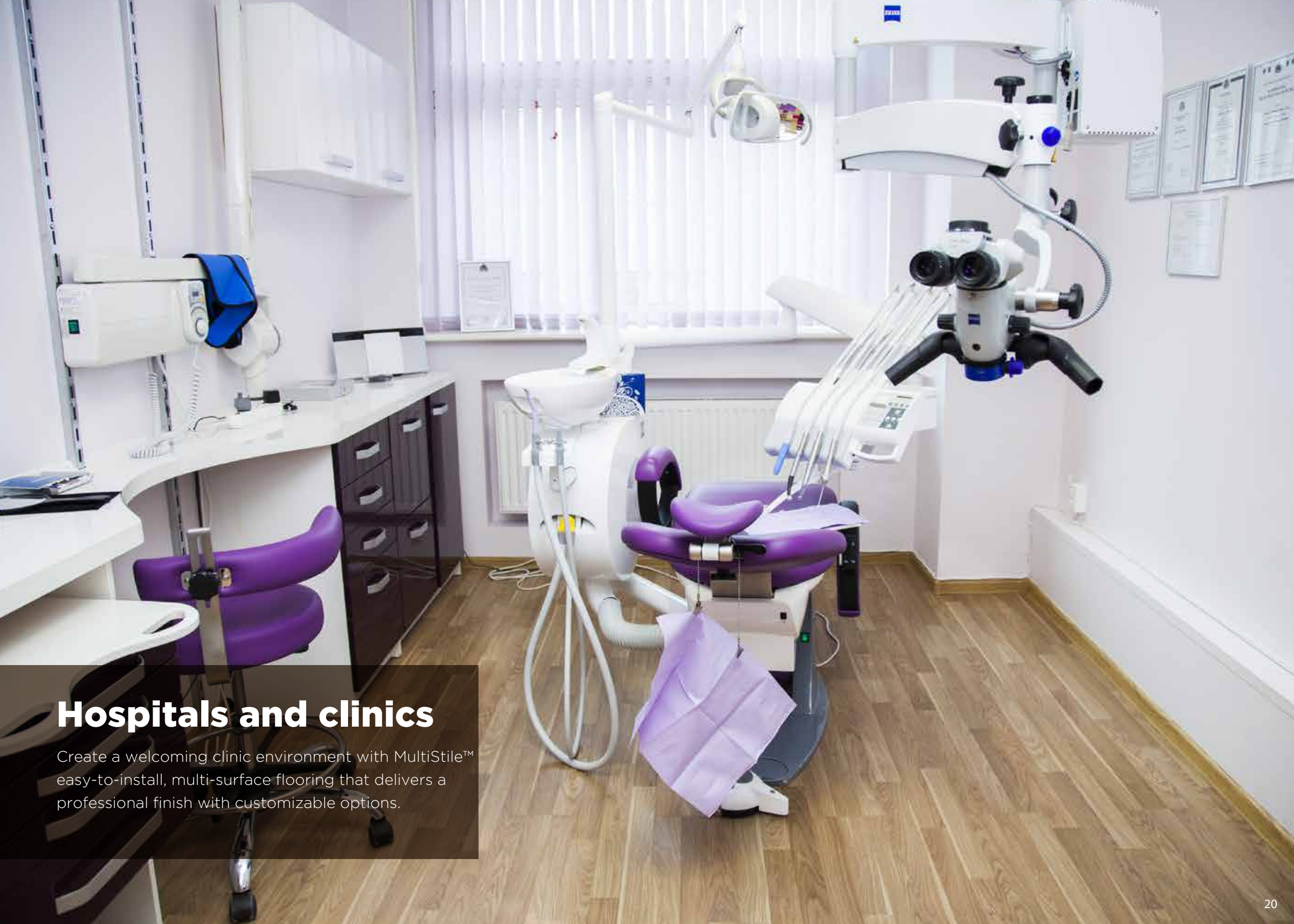
EVENING BARLEY | AC: HF001582





SUN BAKED OAK | AC: HF001583






Hospitals and clinics

Create a welcoming clinic environment with MultiStile™ easy-to-install, multi-surface flooring that delivers a professional finish with customizable options.




SERENITY SUNFLOWER | AC: HF001588





HARBOUR GREY | AC: HF001589





Schools & Library

Enhance your library's ambiance with MultiStile™ flexible, multi-surface flooring that installs in a day, offering a peaceful and stylish setting for learners and readers.



WHISKER OAK | AC: HF001578





CINNAMON | AC: HF001579





Office & Studio

Redefine your Office with MultiStile™ offering a sleek, professional look with customizable patterns and quick installation, making upgrades a breeze.



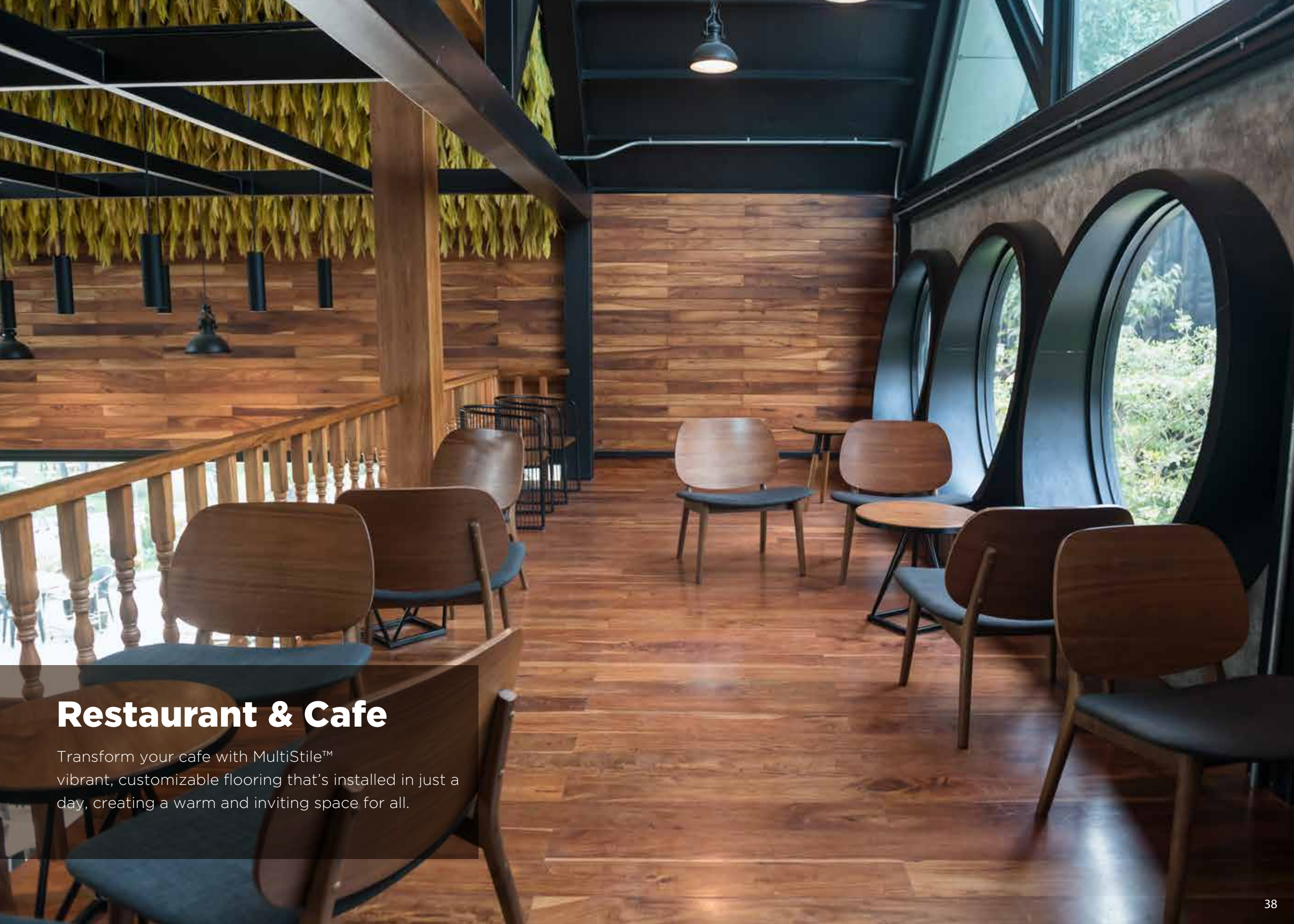
YELLOW CLAY OAK | AC: HF001580





DARK WALNUT | AC: HF001584





Restaurant & Cafe

Transform your cafe with MultiStile™ vibrant, customizable flooring that's installed in just a day, creating a warm and inviting space for all.



BRUNETTE WOOD | AC: HF001581





AGED OAK | AC: HF001585





Lobby and Reception

Make a lasting impression with MultiStile™ elegant, customizable flooring that enhances your lobby and reception area with a one-day makeover.



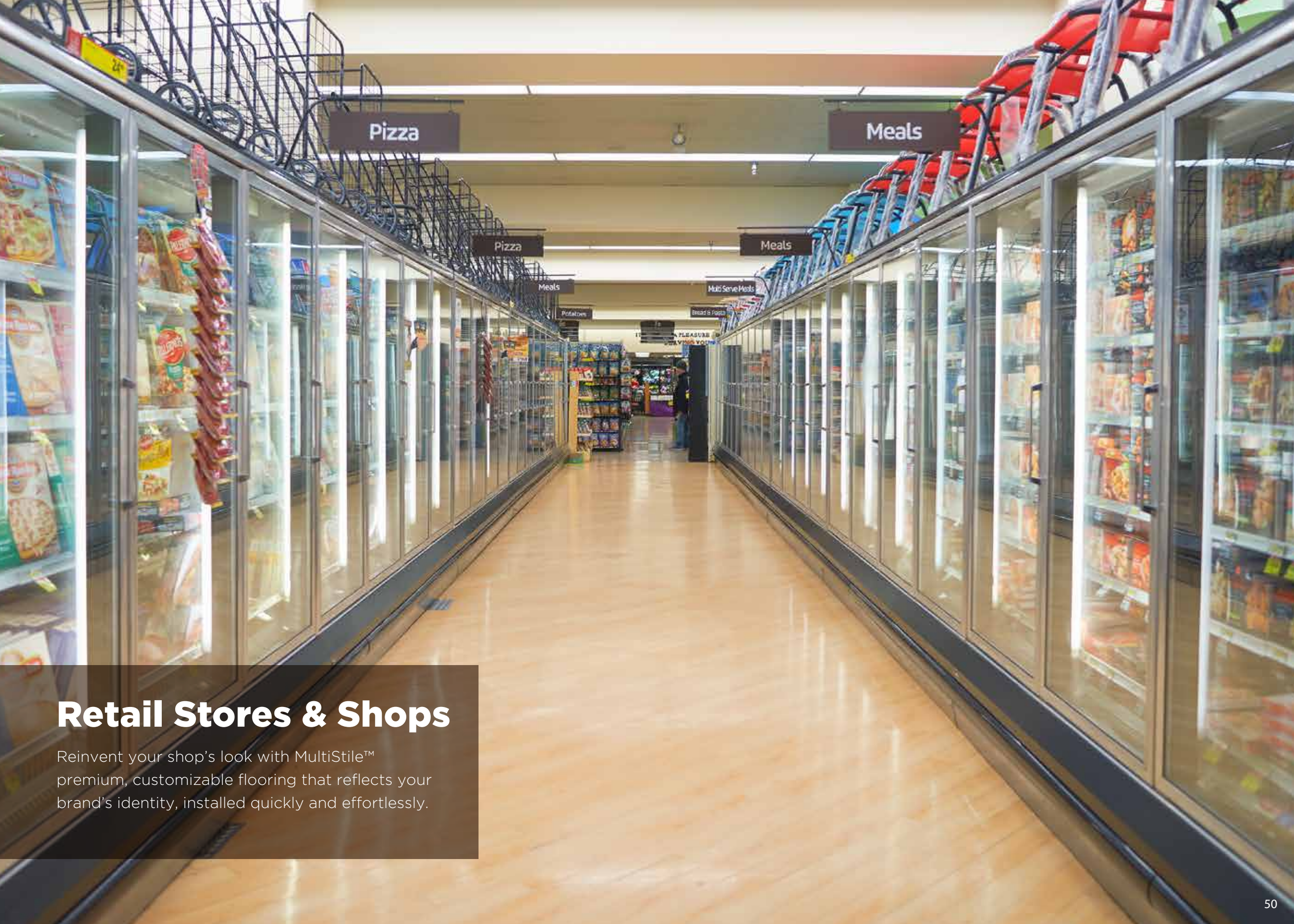
TAWNY HICKORY | AC: HF001586





JAVA WOOD | AC: HF001587






Retail Stores & Shops

Reinvent your shop's look with MultiStile™ premium, customizable flooring that reflects your brand's identity, installed quickly and effortlessly.

DISCOVER THE VERSATILITY OF EACH PLANK

EVENING BARLEY | AC: HF001582



HARBOUR GREY | AC: HF001589




YELLOW CLAY OAK | AC: HF001143



AGED OAK | AC: HF001585



SUN BAKED OAK | AC: HF001583



WHISKER OAK | AC: HF001578



DARK WALNUT | AC: HF001584



TAWNY HICKORY | AC: HF001586



SERENITY SUNFLOWER | AC: HF001588



CINNAMON | AC: HF001579



BRUNETTE WOOD | AC: HF001581



JAVA WOOD | AC: HF001587



*Colors are indicative, Please refer actual products for exact color

TECHNICAL CHARACTERISTICS

Test Description	Test Method	Test Result
Dimensional Stability	ISO 23999	Machine Direction : 0.4" Cross Direction : 0.12"
Peel strength	"Internal standard WI/SP/Q/28"	Machine Direction-92.4 N/50mm Cross Direction-95.7 N/50mm
Micro-Scratch Resistance (A & B)	EN 16094	MSR-B2 Rating in 160 Cycles
Castor Chair Test	ISO 4918	25000 Cycles Pass
Phthalates	CPSC-CH-C1001-09.4 with GS-MS Analysis	Not detected
VOC	1) Volatile Organic Compound (VOC), 2) Formaldehyde, 3) 1,3 Butadiene. All the value are within the limit as per the ISO 16000-9:2006 Standard.	Pass
Surface Burning Characteristics	ASTM E84-23	1. Class B for flame spread index 2. Class A for smoke developed index
Cleanability-Stain Resistance	NALFA 3.4	9 Rating
Wear Resistance	NALFA 3.7	8500 Cycles (with 0.3 mm Wear Layer)
Thickness Swell	NALFA 3.2	0%
Flexibility of Resilient Flooring Materials	ASTM F137	Passes 25 mm Mandrel
Residual Indentation	ASTM F3261	0.00 inch

PRODUCT SPECIFICATIONS

ALLURE

Thickness	2.5mm
Wear Layer Thickness	0.3mm
Tile/Plank Sizes (Inch)	6" x 36"



TRADEMARKS & TECHNOLOGIES



FloorNdure™

Welspun Flooring's Click-N-Lock Tiles® are equipped with FloorNdure™ technology. With FloorNdure™, our hard flooring really go the distance when it comes to strength and durability. And why not? After all, flooring is where the foundation of a home is.



StainProtect™

StainProtect™ layer is specially designed to offer superior stain resistance, to keep your floor always clean and sparkling. Now, go and make that splash!



AC 6 ScrapeGuard™

ScrapeGuard™ technology uses a layer with UV coating, that offers protection to the design under neath from scuffs and scratches meanwhile retaining the look and longevity of the tile. So, you can say goodbye to the everyday scratches and scrapes.



GermiShield™

Welspun Flooring's Click-N-Lock Tiles® come with the innovative GermiShield™ technology, which restricts the growth of harmful germs or molds on the floor. Healthy homes, begin with healthy floors.

OUR PRODUCTS ARE COMPLIANT WITH GLOBAL STANDARDS



Attaining Gold certification denotes that a building has excelled in its sustainable design and operation, securing over 60% of the LEED points. This prestigious level is indicative of a project's comprehensive adoption of best practices in sustainability.



People also ask What is the zero waste accreditation system?
The Zero Waste Certification is a program that helps companies to minimize the amount of waste they send to the landfills.



An IGBC-CertifiedGreen Home refers to a residential property that meets the stringent criteria set by IGBC. These buildings ensure energy efficiency, water conservation, and environmental responsibility



CRI) created Green Label Plus to identify carpets and adhesives that are tested by an independent, certified laboratory and meet stringent criteria for low chemical emissions



GreenPro is a Type – 1 Ecolabel which enables the end users in the building sector and manufacturing industries to choose right products, materials and technologies for reducing the environment impacts during the construction, operation and maintenance of their buildings and factories.



The EPD provides information to buyers about a product's impact on the environment, such as global warming potential, smog creation, ozone depletion and water pollution.



Supply chain sustainability (SCS) is a holistic view of supply chain processes, logistics and technologies that affect the environmental, social, economic and legal aspects of a supply chain's components.



GREENGUARD Certification Mark, it indicates thatthe product has been tested and evaluated to me



FloorScore® is the most recognized indoor air quality (IAQ) certification standard for hard surface flooring materials, adhesives, and underlayments.



Oeko-Tex certifies non-hazardous end-products and all of their components. Products that carry the Standard 100 label have been tested and proven free of harmful levels of toxic substances



SGBC certification is developed by a broad group of industry experts and is widely recognised for its comprehensive coverage of sustainability criteria that has been developed by the building industry, for the building industry



certificate is the prerequisite for OEKO-TEX® MADE IN GREEN, our product label for articles tested for harmful substances and produced in a sustainable way



Transform any space with **MultiStile™**
- where versatility meets style in endless possibilities.



Our Multistile range is uniquely flexible, allowing you to install them on floors and walls without compromising on aesthetics. This flexibility opens up a world of design possibilities to elevate your interior design.

FEATURES



Flexible



Scratch
Resistant-**AC 6**



Fire
Resistant



Stain
Protect™



Five year
warranty*



Multi-layering
pattern



Multi-surface
applicability



Laid over existing tiles
without any breakage



Weather
Proof



Green
Product



Water
Proof



Termite
Proof



Anti Fade



Less than a day
installation



Dust Free
Installation



Anti Skid

*T&C Apply

Address:

Welspun Global Brands Ltd, Survey No 190, Chandanvelly,
Near Hythabad, Shabad Mandal, Ranga Reddy District,
Telangana 501503, India

Call Us: 1800 120 1161

India: contact_flooring@welspun.com

Global: global_saleswfl@welspun.com

Welspun™
FLOORING

www.welspunflooring.com



SCAN TO DOWNLOAD
E-LOOKBOOK